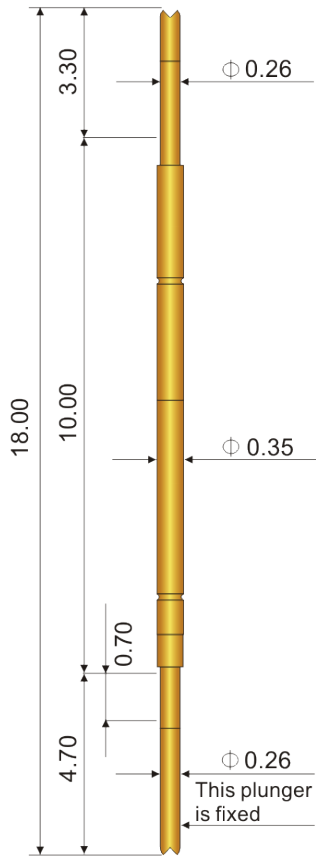


Pitch 0.45 mm

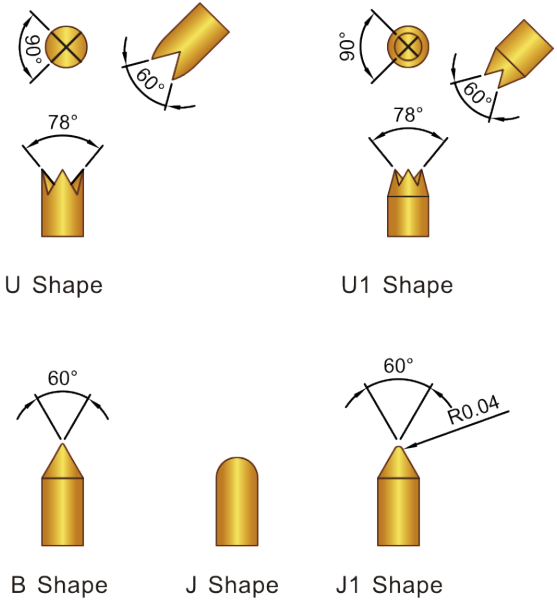
## SCFE035-XY-180-1.3GG(SS)

Y: Top Plunger II (Device Side)

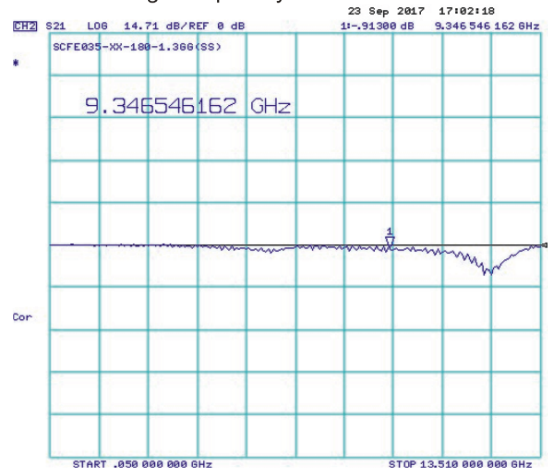


X: Bottom Plunger I (PCB Side)

• Plunger Head Shape



• Working Frequency



**Materials(plated):**

**Unit:mm**

Barrel	Ph, Au on Ni Plated
Bottom ( Plunger I)	SK4, Au on Ni Plated
TOP ( Plunger II)	SK4, Au on Ni Plated
Spring	SWP-A/B, Au on Ni Plated

**Electrical Spec.:**

Current Rating	1.5 Amps
Contact Resistance	150 mohms max
Bandwidth	9.3GHz@-1dB
Inductive Reactance	1MHZ@-0.05517uH
Capacitive Reactance	1MHZ@0.462432uF

**Specifications:**

Full Stroke	1.50 mm
Rated Stroke	1.00 mm
Spring Force	38±11gf@load 1.00 mm
Mechanical Life Exceeds	200,000 cycles

Test result is subjected to testing condition

• Spring force and stroke relationship

